

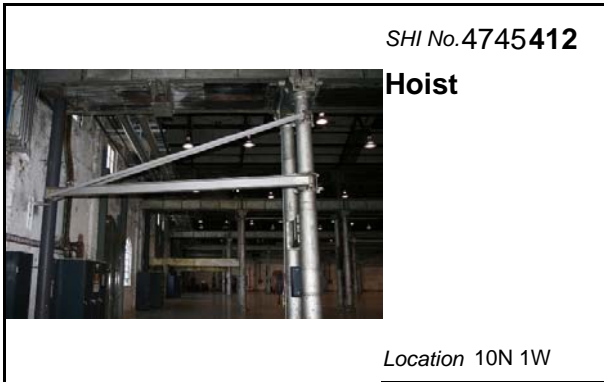
ATP S170 Register

Bay 10

104	Churchill Grinder	10N 13E
119	Herbert Tool and Cutter Grinder	10N 11E
125	Whitham Spring Coiler	10N 14E
131	Ward Hexagon Turret Lathe	10N 12E
132	Ormerod Vertical Shaper	10N 11W
133	Webster & Bennett 60" Single Vertical Borer	10N 13W
136	Spring Shop Rack and Mandrels	10N 15E
138	Herbert Twin Drill and Borer	10N 11E
141	Department Lathe	10N 12E
157	Department Double Floor Grinder	10N 11W
159	Furnace	10N 14E
161	Furnace	10N 14E
165	Pope Electric Motor and Baseplate	10N 13W
167	Denham Centre Lathe	10N 13W
168	Craven Axle and Journal Lathe	10N 10W
169	Stirk Planer	10N 11-12W
170	Metropolitan Vickers motor	10N 10E
177	Richards' Vertical Borer with Dual Heads	10N 10E
200	Tangye 48" wheel lathe	10S 5-6E
205	Height-setting Table	10N 15E
419	Craven Overhead Travelling Crane L7	10N 11C
420	Four wheel trolley cart	10N 11E
421	TEO Trolley	10N 11E
422	Lockers	10N 12E
423	Apprentices' Grinder	10N 12E
412	Hoist	10N 1W
413	Hoist	10N 3W
414	Hoist	10N 6W
415	'Schedule' bin	10N 10E
416	Bolt Rack	10N 11W
417	Timber work bench	10N 11E
418	Hand Trolley	10N 11E
424	Tool box	10N 12E
425	Spring Shop Rack, Coils and Tools	10N 13E
426	Spring Shop Rack and Mandrels	10N 13E
427	Craven Brothers Traverser	10N 14-15
428	Wheel Trolley	10N 14W
429	Craven Overhead Travelling Crane L13	10N 14C
430	British Electrical Vehicle (BEV)	10N 15W
431	Urinal	10S Exterior
432	Rack associated with Tangye Wheel Lathe	10S 5E
433	Tool shelf	10S 6E

Total number of items: 42

ATP S170 Register

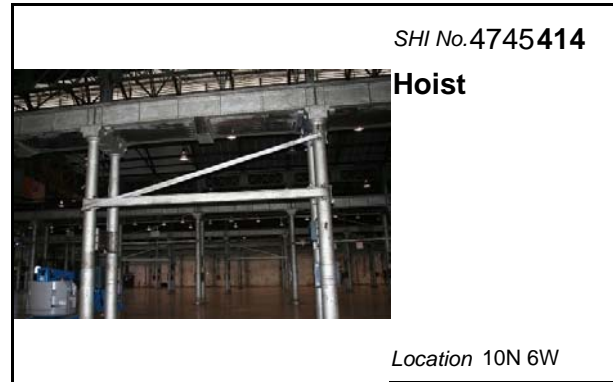


Name plate: 'AIS KEMBLA 8 x 6'.

This small wall crane consists of a jib made from an AIS steel beam and a steel plate for the main brace. The crane is stayed against the northern-most cast iron columns in area 1 between Bays 10 and 11. Silver painted. It measures 590cm (L) x 30cm (W).

Significance:

This item is typical of the small hoists used throughout the site. The item assists in interpreting the complex manual handling required for locomotive manufacture.



Name plate: 'BHP'.

This small wall crane consists of a jib made from a BHP steel beam and a steel plate for the main brace. The crane is stayed against the southern-most cast iron columns in area 6 between Bays 10 and 11 and spans both columns. Silver painted. It measures 620cm (L) x 30cm (W).

Significance:

This item is typical of the small hoists used throughout the site. The item assists in interpreting the complex manual handling required for locomotive manufacture.



This small wall crane consists of a jib made from a steel beam and a steel plate for the main brace. The crane is stayed against the northern-most cast iron columns in area 3 between Bays 10 and 11 and spans both columns. Silver painted. It measures 530cm (L) x 30cm (W).

Significance:

This item is typical of the small hoists used throughout the site. The item assists in interpreting the complex manual handling required for locomotive manufacture.



Name plate: 'Metropolitan Vickers Ltd / Manchester / England'.

Small three-phase electric motor has a six belt V-pulley attached to it. It was painted green and measures 95cm (L) x 85cm (W) x 55cm (H).

Significance:

This motor is typical of those used to power machinery throughout the workshops following the transition from steam power. There is no evidence for its association with any particular machine. It is recommended for disposal.

ATP S170 Register



Name plate: 'RICHARDS // GEORGE RICHARDS AND CO LTD / BROADHEATH MANCHESTER / ENGLAND'.

NSWG inventory ID: 'NSWTD / BV 3171 / SO 28670'.

'McPhersons Engineers Supplies'.

This large machine is a single-bed vertical borer with dual heads. The material for turning, or boring, is set up on a large horizontal chuck and the two tool holders which can be used to cut work in tandem or to carry out different operations on either side of the object being turned, can also be set to cut at an angle. This tapered setting, along with the extraordinarily robust construction made this a most versatile machine tool. The borer is fitted with a Crabtree control box and additional task lighting. It measures 520cm (L) x 350cm (W) x 370cm (H).

Significance:

This Borer is one of the component machines of the Eveleigh Railway Workshops Machinery Collection. It is primarily significant as one of the surviving machines installed in the



Name plate: 'CRAVEN' (red over yellow on N & S faces). 'CRAVEN // CRAVEN BROS. (MANCHESTER) LTD. / REDDISH / STOCKPORT, ENGLAND // SERIAL NO. / 17438/3'.

NSWG inventory ID: 'NSWTD / L.W.120 / SO 31193'.

An extremely heavy lathe with an integrated motor driving the chuck and tool holder through a complex set of covered gears. Gear changing was achieved by a series of levers. The cast-iron working bed is 4m long and supports two travelling carriages. Swarf from the lathe's last operation are visible below the bed. The body of the lathe is painted dark grey. An 'ECG' motor is fitted on the western end and a 'DG' motor on the eastern end. It measures 595cm (L) x 185cm (W) x 240cm (H) and rests on a new concrete base.

Significance:

This Lathe is one of the component machines of the Eveleigh Railway Workshops Machinery Collection. It is primarily significant as one of the surviving machines installed in the



Name plate: 'SCHEDULE'.

Yellow sheet metal box with a flanged lip, drainage holes and reinforced base, stencilled 'Schedule' on the front and back. It has triangular lifting points and wire handles on its side. It measures 69cm (L) x 53cm (W) x 32cm (H).

Significance:

This item is typical of the scrap metal which were located throughout the workshops. It assists in the understanding of the operation of the workshops.



Name plate: 'CRAVEN BROS LTD / LOAD 7 TONS' // 'L7' (on crane cab).

Cast-iron riveted twin-beam overhead travelling crane spanning Bay 10. It has an upper carriage to hold the cable and motor for the hoist. A driver's cabin is slung below the beams on the eastern end. It contains a fuse box and controllers for the transverse and longitudinal travel and for the hoist. Power cables (now disconnected from the power supply) run along the western beam. The crane is 3.4m wide. Its maker's plate had been removed.

Significance:

This Craven Overhead Travelling Crane is one of the component machines of the Eveleigh Railway Workshops Machinery Collection and one of 12 steam- and electric-powered overhead travelling cranes surviving in situ in the Locomotive Workshops building. It is primarily significant as an early example of the first electric cranes installed in the workshops in the early 20th century. It was manufactured by English engineers Craven Brothers who supplied many

ATP S170 Register



Name plate: '[AL]FRED HERBERT LTD COVENTRY No. 4'.
NSWG inventory ID: '632 / NSWGR / Class G'. 'NSWTD' (on wrench).

'Crompton & Parkinson' (on motor).

This small tool and cutter grinder consists of a base, a circular pedestal and a bed which can be both adjusted and fed horizontally in two directions. The cross feed and transfer feed is controlled by two handles located on the operator's side of the machine. The small grinding head (15 cm in diameter) is contained on the opposite side to the feed mechanism and is driven through a stand-alone electric motor made by Crompton & Parkinson. An oil sump is fitted at the back. A scratch-built aluminium tool rest has been attached to the right side of the grinder and the left rest has been snapped off and repaired during the machine's use life. Loose tools, including a wrench, are currently placed on the machine. The grinder measures 145cm (L) x 135cm (W) x 130cm (H).

Significance:

This tool and cutter grinder is one of the component machines

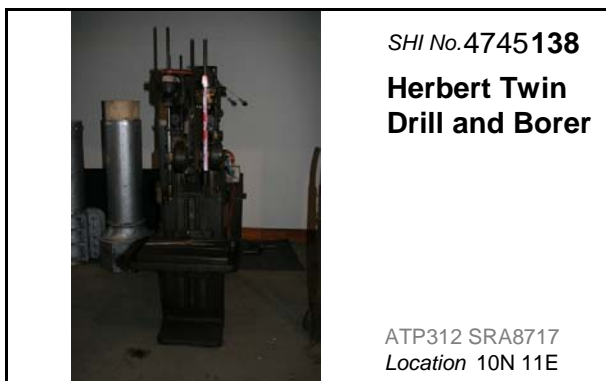


Name plate: '17-1' (on metal tag).

Scratch-built, four-wheel trolley cart with two shelves and a handlebar at one end. Each shelf has a single drainage hole. There is a towing hook on the base and a catch on the front to attach to another trolley. It measures 125cm (L) x 60cm (W) x 90cm (H).

Significance:

This trolley is typical of small shop-built trolleys which were used to transport materials throughout the workshops. It demonstrates the nature of work practices in the workshops and the challenges of working at a large site.



Name plate: 'ALFRED HERBERT LTD COVENTRY' (on base). ALFRED HERBERT / (AUSTRALASIA) LTD / SYDNEY. (MADE IN GREAT BRITAIN). 'D.S.D. / AIRCRAFT CONSTRUCTION BRANCH / ACN 1-3-6 / THE PROPERTY OF THE / AUSTRALIAN COMMONWEALTH / GOVERNMENT'.

NSWG inventory ID: 'NSWTD / D7 / SO [blank]'.

'KEEP / BELT / TIGHT'. 'Australian General Electric Ltd' (on motor).

This twin machine was used for drilling and boring of small items. It stands about 2.5 metres high, about 1.5 metres long and 1 metre wide. It consists of a cast iron pedestal and a cast iron apron supporting a cast iron bed to which the materials are attached. The bed is raised and lowered by hand crank. The drill has two different diameters run on separate system of belts; the right hand side is missing its chuck; the left hand side retains its chuck and chuck key. It is fitted with an Australian General Electric motor and Wilco switch.



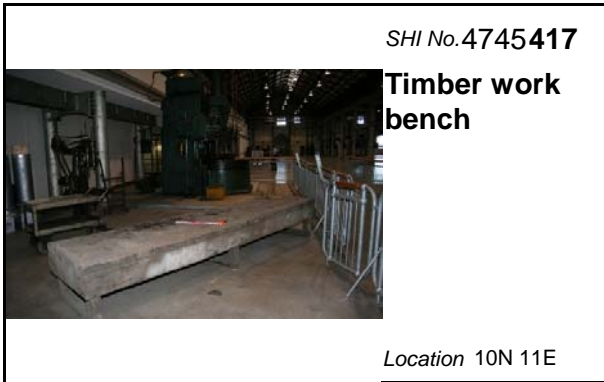
Name plate: T.E.O..

Small, yellow trolley cart marked 'TEO'. It has three wheels and a pull handle. It measures 115cm (L) x 72cm (W) x 38cm (H).

Significance:

This item has little significance in its own right but contributes to the understanding of the work practices in the workshops.

ATP S170 Register



Timber work bench constructed from four lengths of railway sleepers riveted to a central bar. It measures 400cm (L) x 90cm (W) x 60cm (H).

Significance:

This workbench is representative of the work benches which were located throughout the workshops. It demonstrates the skills of the workers on site and assists in the understanding of the operation of the workshops. It demonstrates the tendency to reuse materials within the workshop for other purposes when they have reached the end of their original useful life.

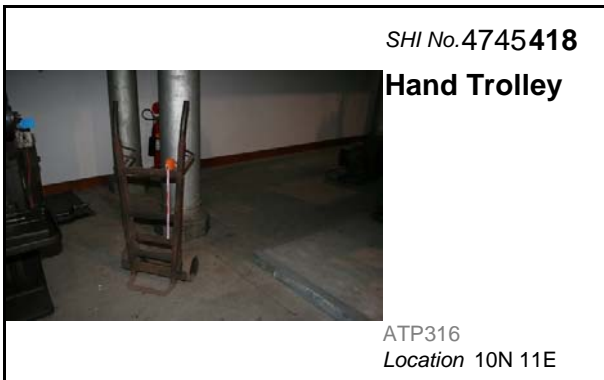


Name plate: 'ORMEROD SHAPERS LTD / HEBDEN BRIDGE / ENGLAND'. 'ORMEROD MACHINE NO. 4841'.

NSWG inventory ID: 'No. 1396 / NSWGR / Class SL'. '10/126' (on yellow paddle).

'DO NOT SCRAP / PROP. OF / NATIONAL TRUST'. 'A. H. / SOLE AGENTS / ALFRED HERBERT / (AUSTRALASIA) LTD / SYDNEY, N.S.W. // MADE IN GT. BRITAIN'. 'Pope / 30-107' (on motor).

The vertical shaper consists of a cast-iron pedestal bed and an open style rather than an arch or portal head. The bed can be moved longitudinally, transversally and is fitted with a rotating mounting table with longitudinal and transverse T slots. The vertical shaper has the advantage over the horizontal shaper in that far heavier items and items of much more complex shape can be fitted to the carriage. A Pope motor is fitted to the eastern side. The shaper measures 335cm (L) x 205cm (W) x 275cm (H). The bed is 175cm (L), the transverse bed 185cm (L) and the circular bed is 95cm in diameter.



Timber framed upright trolley with metal lifting bed and wheels. The handles are painted black and red. The trolley measures 55cm (L) x 45cm (W) x 136cm (H).

Significance:

This trolley is typical of small shop-built trolleys which were used to transport materials throughout the workshops. It demonstrates the nature of work practices in the workshops.



A-frame or trapezoidal rack with four shelves supported by four pairs of 1.5cm diameter rods. T-bar hooks underlie each shelf providing 20 slots to hang bolts of two different sizes. The rack has two support hooks for lifting and is grey. Approximately 195 bolts and miscellaneous tools are currently stored on the rack, including 84 hanging and 76 loose bolts, in addition to 35 other tools, spanners, nuts and bolts in trays and boxes. It measures 153cm (L) x 68cm (W at base), 30cm (W at top shelf) x 107cm (H).

Significance:

This item is typical of the shop-built racks and stands made from scrap metal components to store tools and working equipment throughout the workshops. It represents the versatility of the workshops in the manufacture of tools and machines.

ATP S170 Register



NSWG inventory ID: 'No. 1054 / NSWGR / Class G'.

'[Crompton [Pa]rkinson'. 'SAFETY FIRST / PROTECT YOUR EYES / USE GOGGLES HERE / OBTAIN FROM SUBFOREMAN'.

This machine consists of a cast-iron frame which holds a spindle, the ends of which support large (450mm grinding wheels). A single stand-alone motor has been attached to the back of the frame and this is direct coupled by V-belt to a pulley located in the centre of the main shaft. The main shaft is supported on two bearings, the blocks of which have been cast into the main frame. Two very heavy flat tool rests are attached with nut and bolt to the slots in cast brackets on the front of the machine. Two cast-iron electrical lamps have been fitted. The grinder measures 136cm (L) x 110cm (W) x 114cm (H to the top of the motor box; 107cm to top of the wheel guards).

Significance:

This grinder is a part of the spring shop assemblage. It is



Name plate: '9242' [cast on tail stock].

NSWG inventory ID: 'No. 220 / NSWGR / Class L'.

This small lathe is manufactured by the Department of Railways. It has a cast-iron stand and a small cast-iron bed (23cm long) to working small and precise jobs. It was formerly operated by a belt from the line shaft but now has its own stand-alone motor attached to the driving shaft which is located at the bottom of the frame beneath the headstock. The lathe is fitted with a swivelling tail stock that can be rotated out of the way for the introduction or removal of stock. It also has an automatic tool rest feed and a plate with gearing ratios which appears to be handmade. The belt drive is protected by a guard. The lathe measures 130cm (L) x 65cm (W) x 120cm (H). It was once painted yellow, later light khaki.

Significance:

This lathe was constructed within the workshops using salvaged parts from other machines. It demonstrates the versatility of the workshops in the manufacture of tools and



Name plate: 'STIRK' (in circle). 'JOHN STIRK & SONS LTD HALIFAX'.

NSWG inventory ID: 'NSWTD / 11735 / SO 27899'.

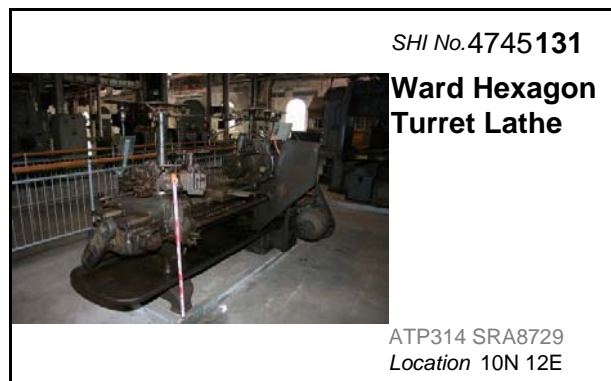
'STIRK / SPLIT FIELD / DRIVE AND / ELECTRIC / ROTARY FEED / PATENT NOS / 101122 106969 // 110958 143980'.

'For service apply / Gilbert Lodge & Co. Ltd / Sole representatives'. [Other safety notices.].

Large variable speed reversing motor-drive planer, with large cast iron horseshoe-type bed on which the tool carriage ran. The bed was moved backwards and forwards by means of a spiral gear located at 45° to the axis of the planer. Swarf from the planer's last use is visible under the bed. The original motor is still intact and an Igranic motor control box (which is not necessarily associated with this machine originally) has been installed adjacent to the planer. The planer is painted grey.

Significance:

This Planer is one of the component machines of the Eveleigh



Name plate: 'No. 7 / HW WARD & CO LTD MAKERS / BIRMINGHAM / ENGLAND' // 'No. 7 Hexagon Turret Lathe // WITH COVERED BED'.

NSWG inventory ID: 'NSWTD / LT 1871 / SO 28596' ('LT1871' and '28596' are engraved).

'B/T/H. // British Thompson-Hewston Co. Ltd / Rugby / England' (on motor). 'McPherson's Ltd. / Melbourne. Sydney. Agents for ABMTM Ltd.' (on south end).

Four meter long lathe with two separate chucks 82cm apart and a hexagonal turret head to hold six tools. One chuck is attached to the turret head. The other has a guard but no tools and was perhaps used for auxiliary hand-tooling. The bed has a number of different hand controls for precise machining. It is fitted with a British Thompson-Hewston motor. It measures 390cm (L) x 135cm (W) x 165cm (H) and rests on a concrete bed.

Significance:

This Lathe is one of the component machines of the Eveleigh

ATP S170 Register




Name plate: '57', '58 / BEN', '59', '60'.

Set of four blue lockers, numbered 57 to 60. The set measures 123cm (L) x 183cm (W) x 86cm (H).

Significance:

This item is a part of the general assemblage of the Locomotive Workshops and contributes to the overall understanding of how the place operated during production in the decades prior to closure.



Scratch-built toolbox made from sheet metal with a padlock latch at the front. It measures 92cm (L) x 44cm (W) x 46cm (H).

Significance:

This tool box is typical of those used throughout the Workshops throughout the 20th century and contributes to the overall understanding of how the place operated during production. Its value is primarily interpretive.



Name plate: 'Made by apprentices at the / NSWRLYS Institute / Technical School / Strathfield'.

Scratch-built, electric powered dual grinder with integrated shields and work lights over the grinding wheels. Painted bridge grey. It measures 65cm (L) x 55cm (W) x 115cm (H).

Significance:

This grinder was not produced at Eveleigh and appears not to have been in use on site. It has no known significance to the Locomotive Workshops collection. Recommended for disposal.



Name plate: 'THE / CHURCHILL / MACHINE TOOL Co. Ltd / MANCHESTER ENGLAND' // 'N.H.35' [on plates at the end of the travelling bed].

NSWG inventory ID: 'NSWTD / DG 1730 / SO 27894' ['1730' and '27894' are engraved].

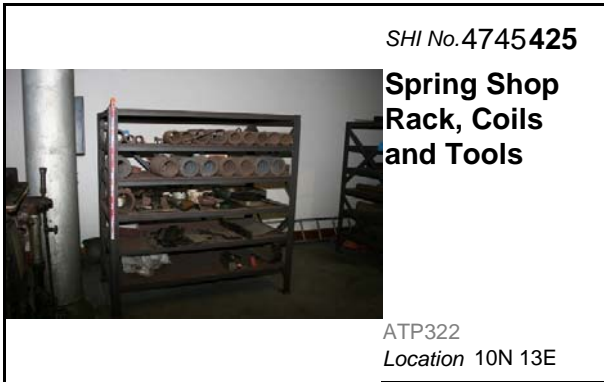
'DO NOT SCRAP / PROP. OF / NATIONAL TRUST'.
'McPherson's / Ltd // MELBOURNE. SYDNEY. ADELAIDE. PERTH / AGENTS IN AUSTRALIA / FOR A.B.M.T.M LTD'.
'IGRANIC / MOTOR / CONTROL BOX / Serial No. 3345W5'.

The Churchill Grinder is a large surface grinder with a portal carrying the grinding head. The grinding wheel is 38cm in diameter. An Igranic motor control box is fitted to the western face. Its electrical system is integrated and black lamps are fitted to the working areas. The cast-iron body is painted in grey-green with red elements. It measures 500cm (L) x 270cm (W) x 320cm (H).

Significance:

This Grinder is one of the component machines of the

ATP S170 Register

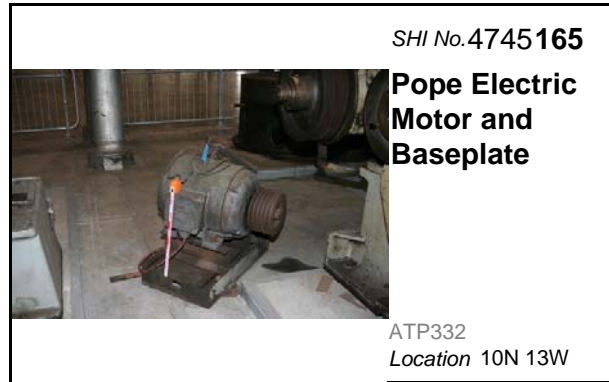


Name plate: '930477/0[?]' (on southern cross brace).

Rack with six shelves constructed of welded angle iron with two sets of cross braces at the side. The rack holds 210-250 tools and items, including 21 coils, 4 mandrels, 20 rubber wedges, a block & rod with tag: 'BSA 15 centreless grinder', guards tagged 'guard 4 13' and 'AH DIEHEAD', an oil can, sieve and two trays and tins with est. 20 parts each, among other miscellaneous items. The rack has been painted grey and measures 183cm (L) x 95cm (W) x 182cm (H).

Significance:

These coils and tools are an important component of the Spring Shop assemblage and assist in interpreting this aspect of manufacturing on site.

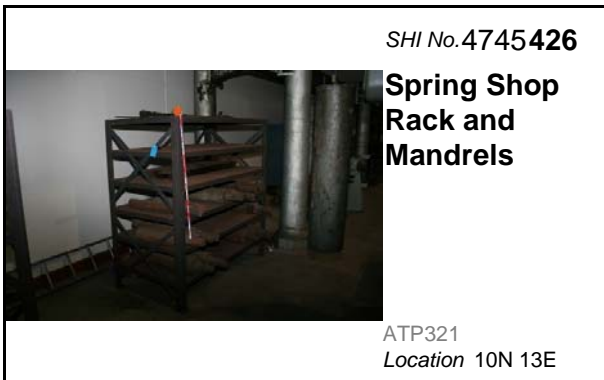


Name plate: 'Pope / AUSTRALIA // Motor No. 4841-09'.

This small electric motor mounted on the base plate with a five belt V-pulley

Significance:

This provenance of this motor is unknown. It was set up in an interpretive relationship with a machine in Bay 10 in 2004, however there is no good evidence that the motor was originally associated with the machine. While the motor has some interpretive value, it has no inherent significance of its own and may be disposed of, or continue to be used for interpretive purposes.



Rack with six shelves constructed of welded angle iron with two sets of cross braces at the side. The rack holds 16 spring-coiling mandrels. The rack has been painted grey and measures 184cm (L) x 95cm (W) x 182cm (H).

Significance:

These mandrels are an important component of the Spring Shop assemblage and assist in interpreting this aspect of manufacturing on site.



Name plate: 'WEBSTER / & / BENNETT LTD / COVENTRY / ENGLAND'. 'W&B' (logo on turret head).

NSWG inventory ID: 'No. 913 / NSWGR / Class BV'. '9/116' (on paddle).

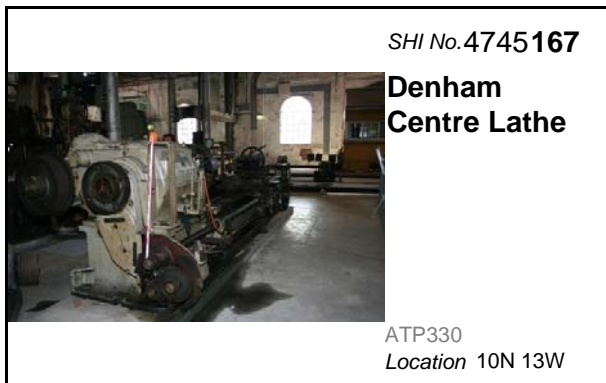
'SUPPLIED BY / GILBERT LODGE & Co. Pty Ltd / Australia & New Zealand'. 'THE TAYLOR MULTIPLE DISK CLUTCH' (on north end).

This cast-iron boring machine is fitted with a turret head which would take a series of boring tools. The basic C-shape is typical of borers of this style and the exceptionally heavy bed was used to move the stock passed the gutting head. Items to be bored are mounted on the rotating bed and are rotated as the boring takes place. A sheet metal guard protects the counterweight. The borer is painted yellow-brown and measures 330cm (L) x 260cm (W) x 283cm (H).

Significance:

This Borer is one of the component machines of the Eveleigh Railway Workshops Machinery Collection. It is primarily

ATP S170 Register



Name plate: 'DENHAM' [in circle]. 'DENHAMS ENGINEERING LTD / MAKERS HALIFAX ENGLAND / MACHINE No. 5591'. NSWG inventory ID: 'No. 1187 / NSWGR / Class L'.

Large cast-iron lathe with 12 spindle speeds. The bed is 3m long and complete with sheet-metal guard. The cast-iron gear housing is largely intact, although one of the doors has snapped off. A swarf catch-tray and miscellaneous hosing survives at the base of the pedestal foot. Other ancillary items include lamps and oil can. It bears a notice that the colour of the paintwork is not standard and was requested by the NSW Government. The lathe measures 570cm (L) x 175cm (W) x 153cm (H).

Significance:

This Lathe is one of the component machines of the Eveleigh Railway Workshops Machinery Collection. It is primarily significant as one of the surviving machines installed in the workshops in the mid-20th century. It demonstrates the operation of large-scale precision machinery in the



Name plate: 'CRAVEN BROS LTD / 1909 MANCHESTER / 5 TONS // LOAD NOT TO EXCEED 5 TONS' (on both faces) // 'L.13' (on crane cab).

Cast-iron riveted twin-beam overhead travelling crane spanning Bay 10. It has an upper carriage to hold the cable and motor for the hoist. A driver's cabin is slung below the beams on the eastern end. It contains a fuse box and controllers for the transverse and longitudinal travel and for the hoist. Power cables (now disconnected from the power supply) run along the western beam. The crane is 3.4m wide.

Significance:

This Craven Overhead Travelling Crane is one of the component machines of the Eveleigh Railway Workshops Machinery Collection and one of 12 steam- and electric-powered overhead travelling cranes surviving in situ in the Locomotive Workshops building. It is primarily significant as an early example of the first electric cranes installed in the workshops in the early 20th century. It was manufactured by English engineers Craven Brothers who supplied many



Large timber platform with rail tracks (223cm long at each end) set at perpendicular angles to the wheel carriage. There are six wheels along the north and south flanks of the platform. The outer wheels are protected by sheet metal guards. A timber and corrugated iron operator's shed (440 x 210 cm) overlies two of the wheels on the north side and houses the engine. The traverser platform measures 1095cm (L) x 640cm (W) x 30cm (H; 95cm to the top of the wheel guard; and approximately 3m high including the shed). A battery frame, jack and cylinders are currently resting on the traverser.

Significance:

This Craven Brothers Traverser is one of the component machines of the Eveleigh Railway Workshops Machinery Collection. It is primarily significant as one of the few surviving machines installed in the workshops when they opened in 1887 and is the only surviving traverser used in the Locomotive Workshops. It was manufactured by English engineers Craven Brothers who supplied many important



Name plate: 'M.W. 3823'.

NSWG inventory ID: 'NSWTD / FR 73 / SO [blank]'.

This gas-fired furnace is constructed from thick cast-iron and plate-steel bolted together and lined with firebricks. It stands on angle-iron legs. The front door and associated counterweight is missing. Typed instructions for use of 'FR 73' are intact on the southern side, along with an unidentified casting mark: 'M.W. 3823'. The furnace measures 122cm (L) x 103cm (W) x 150cm (H).

Significance:

This furnace is an important component of the Spring Shop assemblage and is as one of the few surviving examples of auxiliary equipment installed in the Spring Shop in the early 20th century. It demonstrates the operation of the Workshops in the production of locomotives and locomotive components. The item is important to the understanding and interpretation of the overall Eveleigh Locomotive Workshops site.

ATP S170 Register



Name plate: 'M.W. 3823' (embossed plate on N & S faces).
'E82 / 3821 / E' (embossed plate on top of furnace).
NSWG inventory ID: 'NSWTD / FR 71 / SO [blank]'.
'STAFFORD / ELLISON / THE SHAPED LOOK' (on coat).

This gas-fired furnace is constructed from thick cast-iron and plate-steel bolted together and lined with firebricks. It stands on angle-iron legs and has a counterweighted door. Two unidentified casting marks appear on three faces of the furnace: 'M.W. 3823' and 'E82 / 3821 / E'. A Stafford Ellison woollen coat is hanging from a handle on the northern face. The furnace measures 124cm (L) x 100cm (W) x 146cm (H; 190cm including counterweight support).

Significance:

This furnace is an important component of the Spring Shop assemblage and is as one of the few surviving examples of auxiliary equipment installed in the Spring Shop in the early 20th century. It demonstrates the operation of the Workshops in the production of locomotives and locomotive components.



Rectangular cart of robust C-section-iron-bar construction, measuring 120cm (L) x 115cm (W) x 135cm (H). The tray measures 114cm (L) x 63cm (W) x 15cm (H) and supports two angled uprights 70cm (H) overlying two horizontal supports 52-55cm long. There is a 4cm diameter bore through the uprights to hold a central rod. The wheels are 7.5cm wide and have a 115m girth.

Significance:

This trolley is typical of small shop-built trolleys which were used to transport materials throughout the workshops. It demonstrates the nature of work practices in the workshops and the challenges of working at a large site.



Name plate: 'F. E. WHITHAM STANDARD TOOL CO. / SOWERBY BRIDGE YORKSHIRE'.

NSWG inventory ID: 'No. 795 / NSWGR / Class MSC' ['795' is engraved].

'REDUSPEED MOTOR // ASEA' [on each side]. 'DANGER / DO NOT SWITCH / OFF EMERGENCY / USE ONLY'.

The machine is about 4 metres long and stands in excess of a metre high. It is fitted with a large, open gear at the head-stock end which rotates the mandrel on which the spring is formed. The spring coiler has the basic shape of a lathe and, in most respects, resembles one. The tailstock has a shorn edge (evidence of shop repair). An Asea Reduspeed motor is fitted to the east side. An 18cm diameter spring coil rests on the bed. Traces of the original paintwork are visible. The coiler measures 360cm (L) x 160cm (W) x 153cm (H).

Significance:

This spring coiler is one of the component machines of the Eveleigh Railway Workshops Machinery Collection. It is




Custom-made table with thick timber legs, two shelves, a sloping bench with a removable metal setting-out surface and timber and metal strap bracing on the sides. The timber is painted grey and measures 153cm (L) x 93cm (W) x 79cm (H). A timber block and rag lie on the table top.

Significance:

This furnace is an important component of the Spring Shop assemblage and is as one of the few surviving examples of auxiliary equipment installed in the Spring Shop in the early 20th century. It demonstrates the operation of the Workshops in the production of locomotives and locomotive components. The item is important to the understanding and interpretation of the overall Eveleigh Locomotive Workshops site.

ATP S170 Register



Rack with six shelves constructed of welded angle iron with two sets of cross braces at the side. Two makeshift shelves comprised of iron plate rest on the second highest shelf. The rack holds 195 spring-coiling tools of various sizes including 77 mandrels, 116 lockpins and 2 miscellaneous tools. The rack has been painted grey and measures 183cm (L) x 92cm (W) x 182cm (H).

Significance:

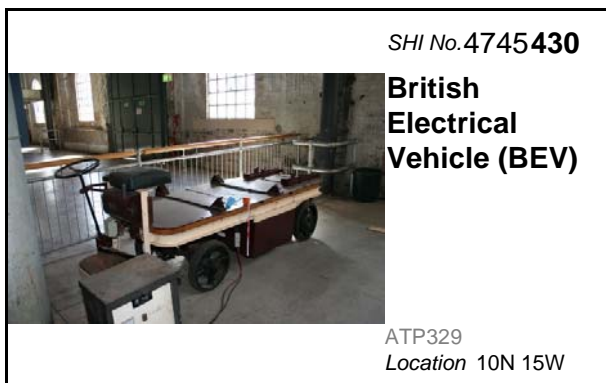
These mandrels are an important component of the Spring Shop assemblage and assist in interpreting this aspect of manufacturing on site.



Name plate: Obv: 'TANGYES LIMITED / ENGINEERS / CORNWALL WORKS / BIRMINGHAM'. Rev: 'TANGYES'. NSWG inventory ID: 'No. LW 119' (hand-painted). '9/82' (round paddle).

'Tork Class Crompton Parkinson' (motor) // 'Supplied by Alfred Herbert Ltd'.

This massive cast-iron wheel lathe remains in situ in its original brick pit bed with a concrete floor. It is a twin wheel lathe and its setting and operation was partially by a self-contained hydraulic mechanism. The lathe was used for turning two wheels on a bogey assembly at the one time. The lathe and its associated elements appear to be in situ, including multiple guards and brass safety plates. A pair of bogeys (162cm W, 90cm diameter, 15cm diameter shaft) is set in the machine. Oil remains in the sump and at least two waste traps on the west side are full of shraff fillings (others remain under wooden floorboards). The lathe measures 730cm (L to the end of lathe bed, about 950cm to the end of the motor and motor controller) x 250cm (W) x 210cm (H).



Name plate: B.E.V..

Small, four-wheeled electric trolley cart, painted maroon and cream. It has a chequer-plate top with angled braces across the centre and BHP-embossed brackets at the rear. The brackets appear to have been for mounting a rack or some other type of equipment to the vehicle. A padded seat for the operator, embossed 'NSW / GR' (in a circle), and timber platform is positioned at the front. The wheels have rubber tyres. 'B.E.V.' is embossed on the foot plate and a plate riveted to the gear box. The cart is currently connected to a power supply box for demonstration purposes. The BEV measures 310cm (L) x 97cm (W) x 120cm (H).

Significance:

This vehicle demonstrates the nature of work practices in the workshops and the challenges of working at a large site. It is the only vehicle of any type surviving within the collection.



Scratch-built cabinet with two shelves, painted bridge grey. There is a loop on one end for holding a rod of unknown function. There are currently 12 chucks, an oil can and a metal tray on the top shelf, and 4 partial chucks, a large turn buckle and miscellaneous scrap metal are stored on the bottom shelf. The rack measures 105cm (L) x 60cm (W) x 84cm (H).

Significance:

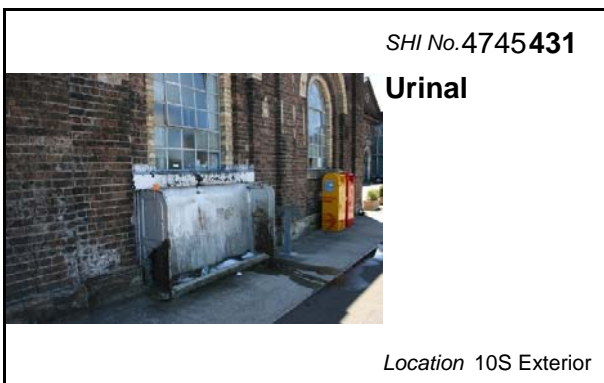
This item is typical of the shop-built racks and stands made from scrap metal components to store tools and working equipment throughout the workshops. It represents the versatility of the workshops in the manufacture of tools and machines.



Scratch-built shelving unit with three shelves fabricated from angle iron and sheet metal. It currently holds a mix of drill bits, swage blocks and spanners. There are 48 tools on the top shelf (including swage blocks), 18 drill or router bits on the second shelf and ten miscellaneous metal scraps of metal (probably used as wedges), two large spanners and a wooden box on the third shelf. It measures 110cm (L) x 50cm (W) x 78cm (H).

Significance:

This item is typical of the shop-built racks and stands made from scrap metal components to store tools and working equipment throughout the workshops. It represents the versatility of the workshops in the manufacture of tools and machines.



Concrete urinal with bullnose corners and cast-iron embossed panels at the sides. The drainage hole is on the eastern side. Silver painted. It measures 250cm (L) x 50cm (W) x 140cm (H).

Significance:

This item is a component of the Eveleigh Locomotive Workshops and assists in interpreting the historic operation of the site and the conditions of the workers.
